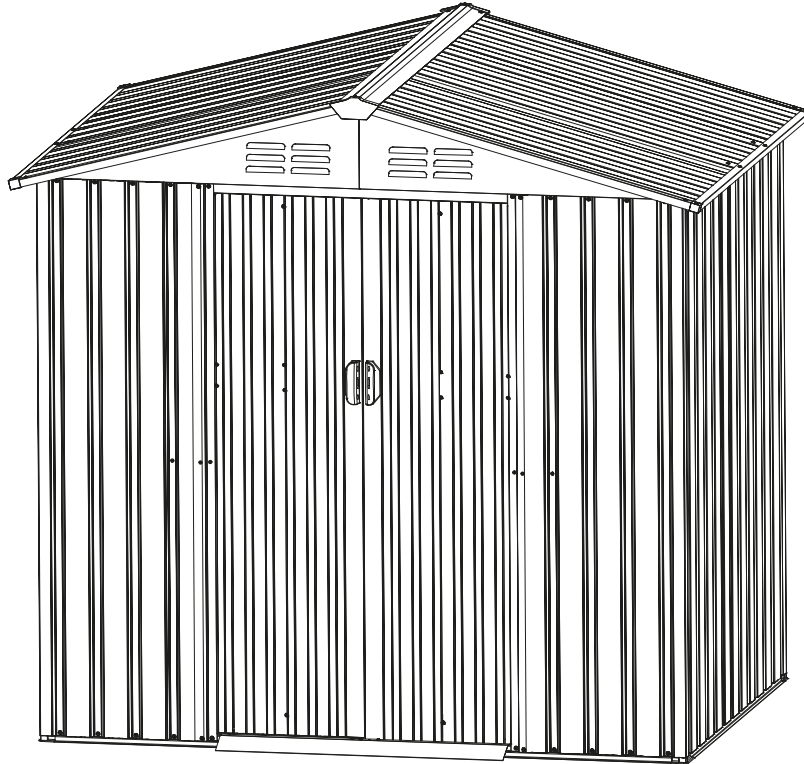


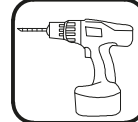
NÁVOD

Garlist SDG-01 Zahradní domek - Šedá

S0604A -1711



Doporučené nástroje



DŮLEŽITÉ: Uschovejte pro budoucí použití. Pečlivě si přečtěte.

PŘÍPRAVA K MONTÁŽI

Před zahájením stavby zkontrolujte místní stavební předpisy týkající se základů, umístění a dalších požadavků. Prostudujte si tento návod – obsahuje důležité informace a užitečné tipy, které usnadní a zpříjemní montáž.

Instrukce k montáži:

Před zahájením si přečtěte všechny pokyny a informace. Pro úspěšný výsledek se ujistěte, že postupujete krok za krokem podle uvedené posloupnosti.

Základ / podlaha:

Pozemek musí být připraven tak, aby základna domku byla vodorovná ze všech stran – nutná je kontrola pomocí vodováhy.

Základ může být vyroben z impregnovaného dřeva nebo betonu, aby se zabránilo pronikání vlhkosti do domku.

Domek nesmí být postaven přímo na trávu, protože zem během deště měkne a bahní. Pokud se dělá betonová deska, musí být mírně vyspádovaná k okrajům, aby se zabránilo pronikání vody. Beton musí být zcela suchý, než na něj domek postavíte.

Základna může být také vytvořena z cihel, tvárnic, nebo umístěna na betonovou desku. Cihly nebo tvárnice musí být pevně usazeny do roviny a konstrukce domku na ně následně přišroubována.

Díly a seznam dílů:

Před zahájením montáže rozřídte a zkontrolujte všechny díly a spojovací materiál, abyste měli jistotu, že nic nechybí (viz strana Seznam dílů).

Nepokoušejte se domek sestavit, pokud nějaké díly chybí.

Částečně sestavený domek může být snadno poškozen i slabým větrem.

Bezpečnost musí být na prvním místě:

Vyberte si pro montáž suchý a bezvětřný den. Na montáž jsou potřeba alespoň dvě osoby. Používejte ochranné rukavice, brýle a dlouhé rukávy, abyste předešli zranění ostrými hranami dílů.

Děti a domácí zvířata nemají na staveništi co dělat.

Nestoupejte celou vahou na střechu domku. Pokud používáte schůdky, ujistěte se, že jsou bezpečné.

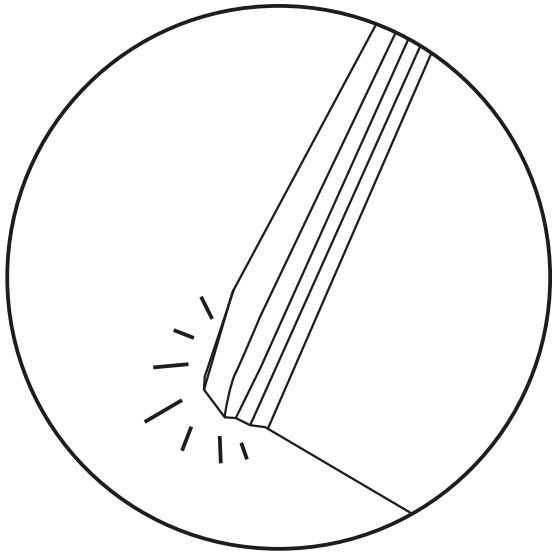
Údržba a péče:

Udržujte domek čistý – používejte měkký hadřík, v případě potřeby vodu.

Udržujte dveřní kolejnice čisté, bez nečistot, aby dveře mohly hladce jezdit.

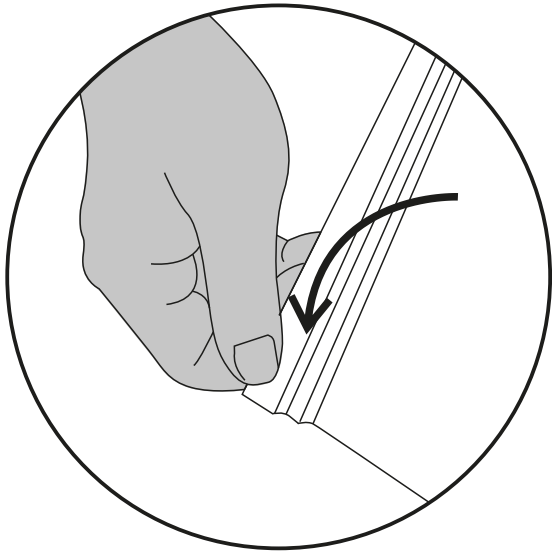
Odstraňujte sníh vhodnými nástroji, aby byl vstup bezpečný. Těžký sníh může způsobit zřícení střechy – vždy dbejte na bezpečnost.

Domek není určen k bydlení, ale pouze ke skladování věcí.

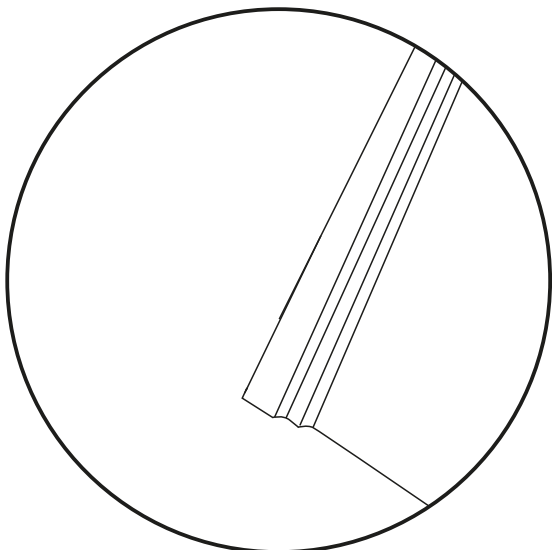


CZ – UPOZORNĚNÍ:

Pokud jsou rohy lehce ohnuté, je to v pořádku.

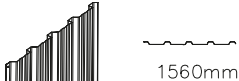

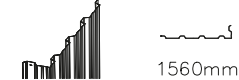
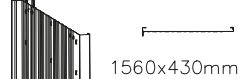








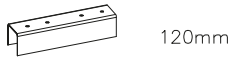
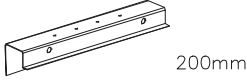







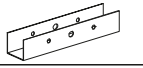



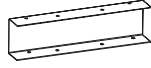
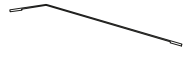



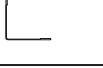
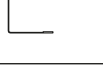
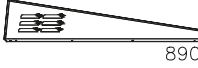

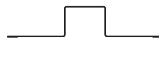

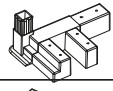
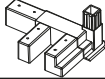








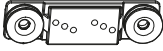











Noste rukavice a lehce narovnejte rohy,
dokud nebudou rovné.

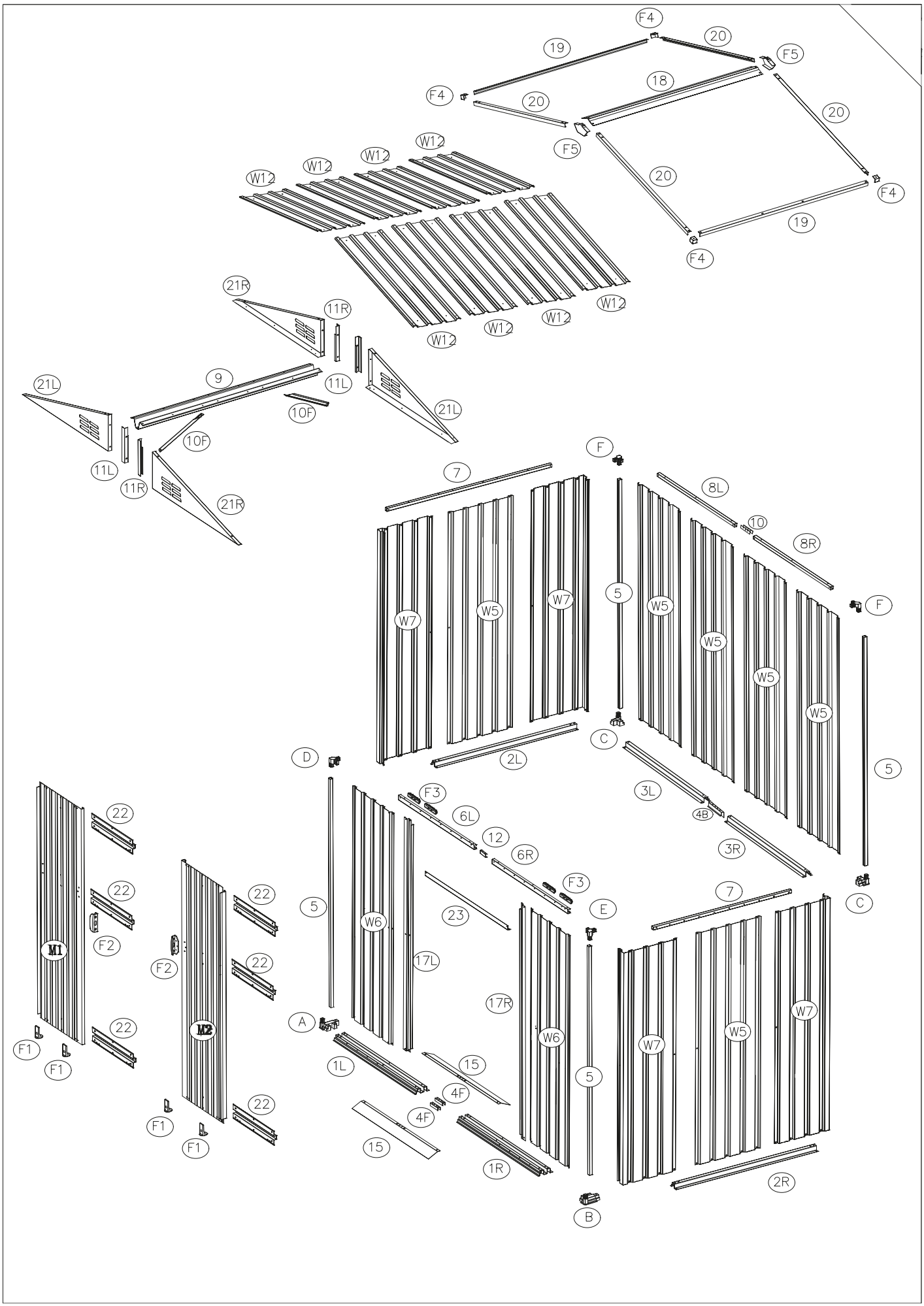





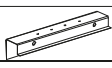











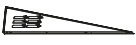
Poté budou panely zase v normálním stavu
a nebude to mít žádný vliv na montáž.

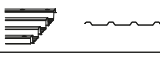
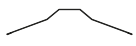
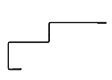




















Karton:1/1

| Č. | DÍL. | P. |
|-----|---|----|
| W5 |  1560mm | 6 |
| W6 |  1560mm | 2 |
| W7 |  1560mm | 4 |
| M1 |  1560x430mm | 1 |
| M2 |  1560x430mm | 1 |
| W12 |  996mm | 8 |
| 1L |  861mm | 1 |
| 1R |  861mm | 1 |
| 2L |  1043mm | 1 |
| 2R |  1043mm | 1 |
| 3L |  808mm | 1 |
| 3R |  914mm | 1 |
| 4F |  120mm | 2 |
| 4B |  200mm | 1 |
| 5 |  1515mm | 4 |
| 6L |  869mm | 1 |
| 6R |  869mm | 1 |
| 7 |  1102mm | 2 |
| 8L |  869mm | 1 |
| 8R |  869mm | 1 |
| 9 |  1186mm | 1 |
| 10 |  100mm | 1 |
| 10F |  350mm | 2 |
| 11L |  240mm | 2 |
| 11R |  240mm | 2 |
| 12 |  120mm | 1 |
| 15 |  815mm | 2 |
| 17L |  1560mm | 1 |
| 17R |  1560mm | 1 |
| 18 |  1296mm | 1 |
| 19 |  1296mm | 2 |
| 20 |  996mm | 4 |
| 21L |  890x240mm | 2 |
| 21R |  890x240mm | 2 |
| 22 |  425mm | 6 |
| 23 |  875mm | 1 |
| A |  1 | 1 |
| B |  1 | 1 |
| C |  2 | 2 |
| D |  1 | 1 |
| E |  1 | 1 |
| F |  2 | 2 |

| | | | | | |
|----------|---|-----|--|--|--|
| F1 |  | 4 | | | |
| F2 |  | 2 | | | |
| F3 |  | 4 | | | |
| F4 |  | 4 | | | |
| F5 |  | 2 | | | |
| F7 |  | 235 | | | |
| F8 |  | 36 | | | |
| S4 |  | 240 | | | |
| S6 |  | 65 | | | |
| S7 |  | 65 | | | |
| S8 |  | 12 | | | |
| S9 |  | 4 | | | |
| Rukavice |  | 2 | | | |
| Brožura |  | 1 | | | |
| | | | | | |
| | | | | | |
| | | | | | |
| | | | | | |
| | | | | | |
| | | | | | |
| | | | | | |
| | | | | | |
| | | | | | |
| | | | | | |
| | | | | | |
| | | | | | |
| | | | | | |
| | | | | | |
| | | | | | |
| | | | | | |
| | | | | | |
| | | | | | |

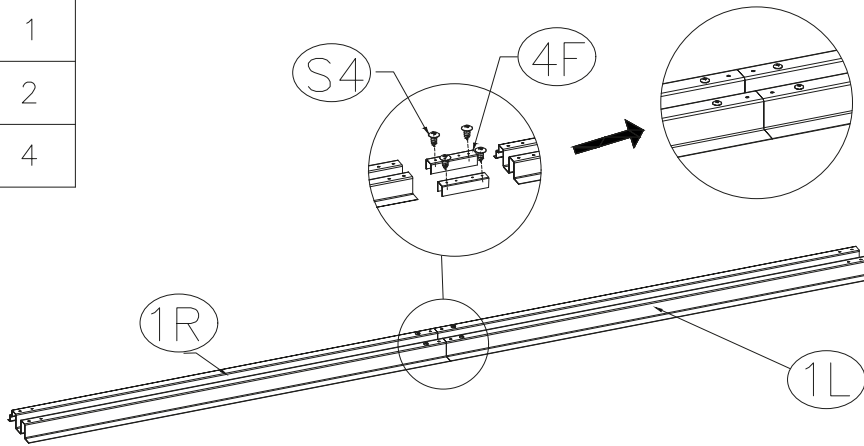


| Č. | DÍL | MM | P |
|---------------|---|---|-----|
| SPODEK | | | |
| 1L |  | 861 | 1 |
| 1R | | 861 | 1 |
| 2L |  | 1043 | 1 |
| 2R | | 1043 | 1 |
| 3L | | 808 | 1 |
| 3R | | 914 | 1 |
| 4F | |  | 120 |
| 4B |  | 200 | 1 |
| 15 |  | 815 | 2 |
| STŘED | | | |
| W5 |  | 1560 | 6 |
| W6 | | 1560 | 2 |
| W7 | | 1560 | 4 |
| 5 |  | 1515 | 4 |
| 7 | | 1102 | 2 |
| 8L | | 869 | 1 |
| 8R | | 869 | 1 |
| 6L | |  | 869 |
| 6R | 869 | | 1 |
| 10 |  | 100 | 1 |
| 12 |  | 120 | 1 |
| 23 |  | 875 | 1 |
| TOP1 | | | |
| 9 |  | 1186 | 1 |
| 10F |  | 350 | 2 |
| 11L |  | 240 | 2 |
| 11R | | 240 | 2 |
| 19 |  | 1296 | 2 |
| 20 | | 996 | 4 |
| 21L |  | 890*240 | 2 |
| 21R | | 890*240 | 2 |

| Č. | DÍL | MM | P |
|--------------|---|----------|-----|
| TOP2 | | | |
| W12 |  | 996 | 8 |
| 18 |  | 1296 | 1 |
| DVEŘE | | | |
| 17L |  | 1560 | 1 |
| 17R | | 1560 | 1 |
| M1 |  | 1560x430 | 1 |
| M2 | | 1560x430 | 1 |
| 22 |  | 425 | 6 |
| DÍLY | | | |
| A |  | | 1 |
| B |  | | 1 |
| C |  | | 2 |
| D |  | | 1 |
| E |  | | 1 |
| F |  | | 2 |
| F1 |  | | 4 |
| F2 |  | | 2 |
| F3 |  | | 4 |
| F4 |  | | 4 |
| F5 |  | | 2 |
| F7 |  | | 235 |
| F8 |  | | 36 |
| S4 |  | | 240 |
| S6 |  | | 65 |
| S7 |  | | 65 |
| S8 |  | | 12 |
| S9 |  | | 4 |
| | | | |
| | | | |
| | | | |
| | | | |

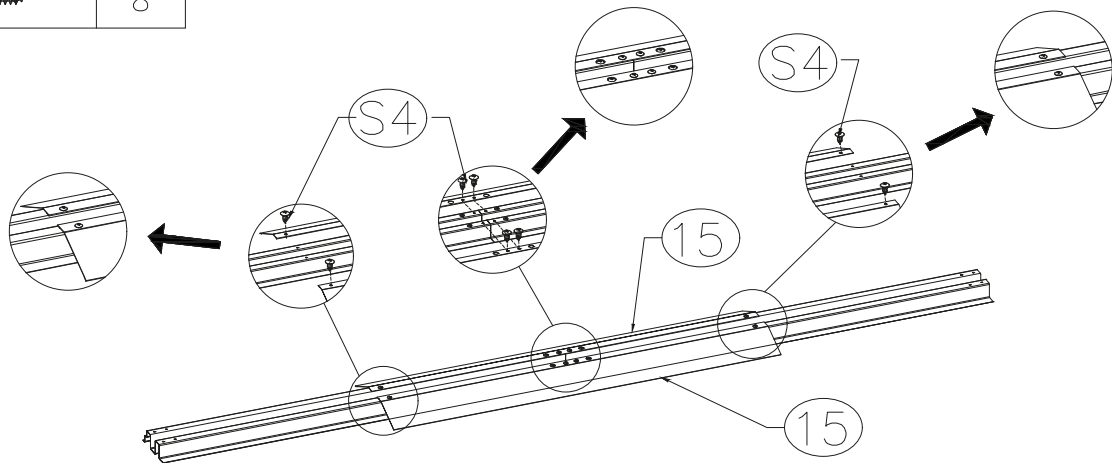
| | | |
|----|--|---|
| 1L | | 1 |
| 1R | | 1 |
| 4F | | 2 |
| S4 | | 4 |

01



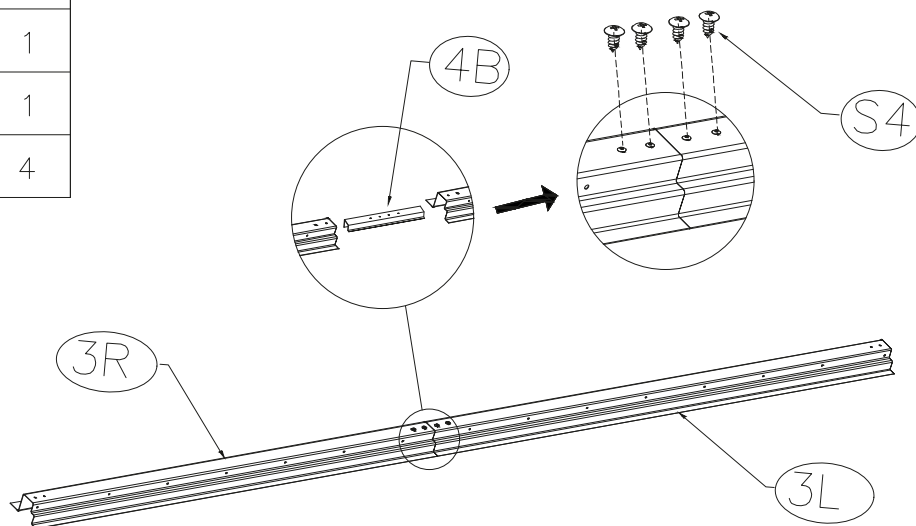
| | | |
|----|--|---|
| 15 | | 2 |
| S4 | | 8 |







02

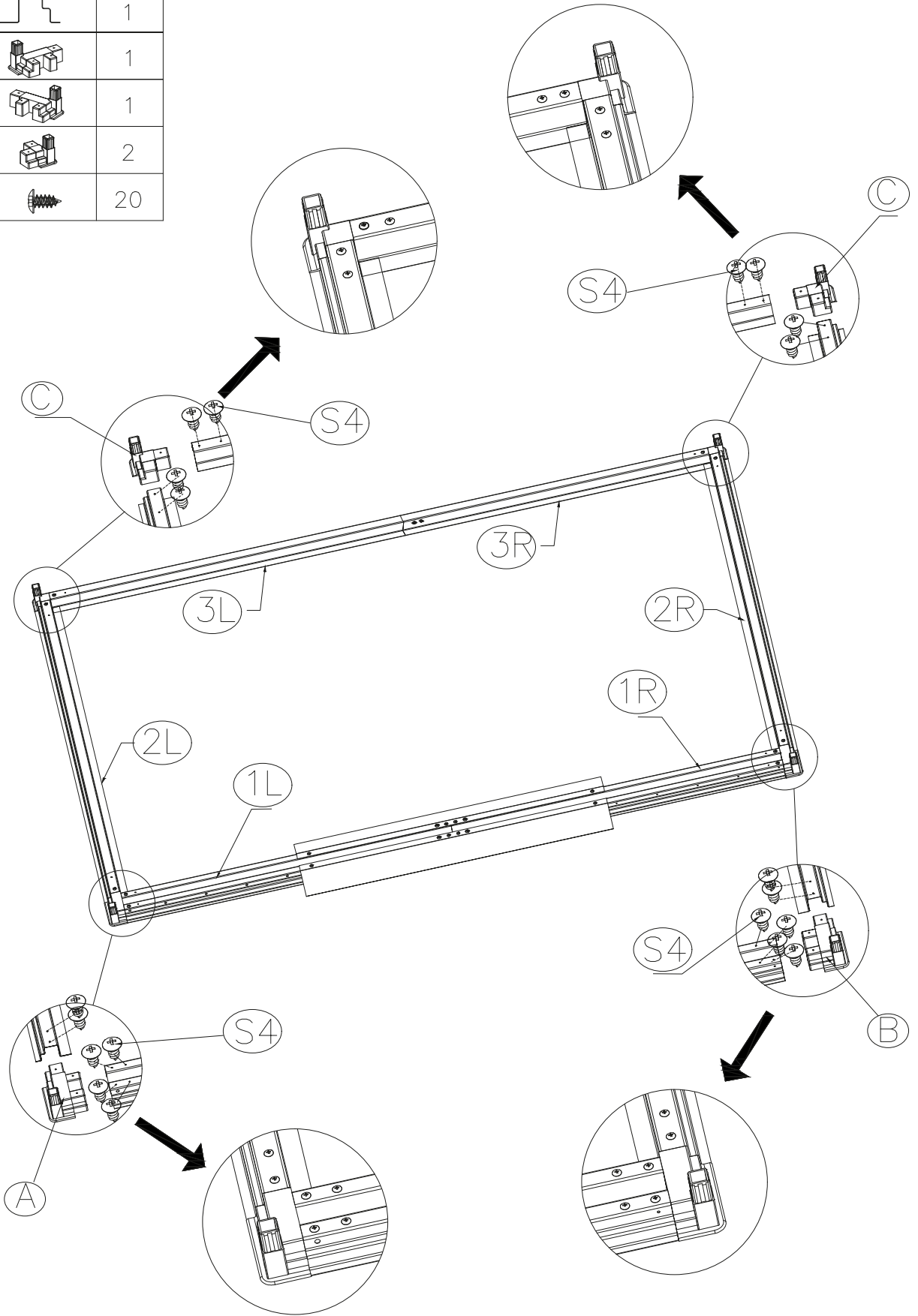


| | | |
|----|--|---|
| 3L | | 1 |
| 3R | | 1 |
| 4B | | 1 |
| S4 | | 4 |

03

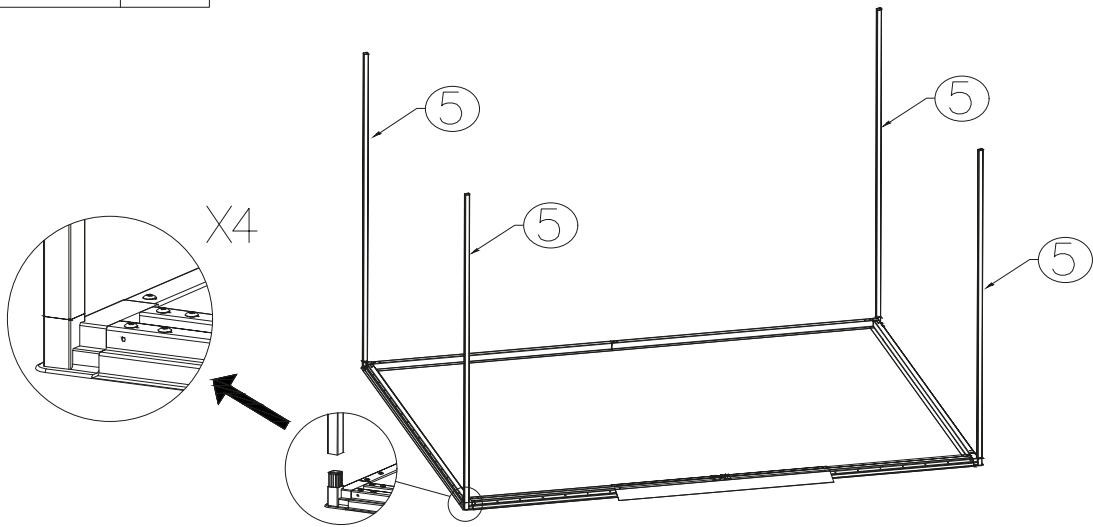







| | | |
|----|---|----|
| 2L |  | 1 |
| 2R |  | 1 |
| A |  | 1 |
| B |  | 1 |
| C |  | 2 |
| S4 |  | 20 |



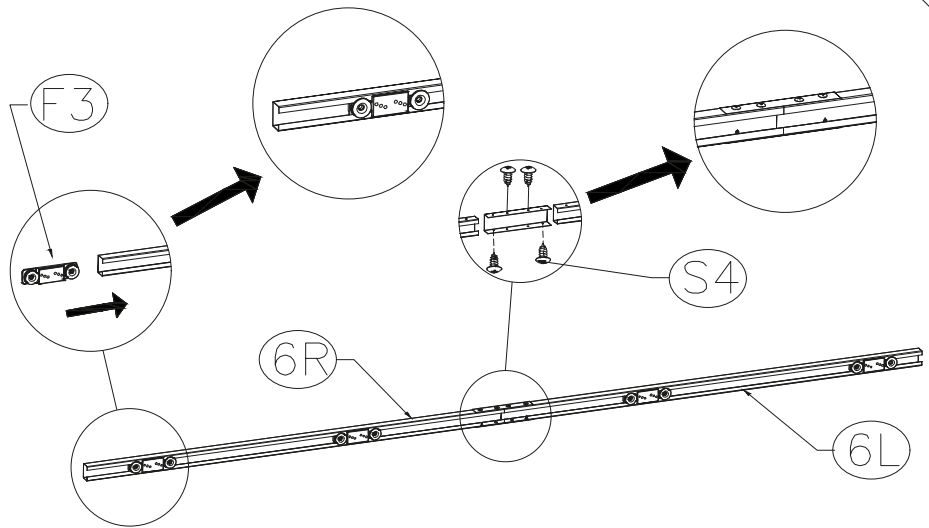
| | | |
|---|---|---|
| 5 |  | 4 |
|---|---|---|





05



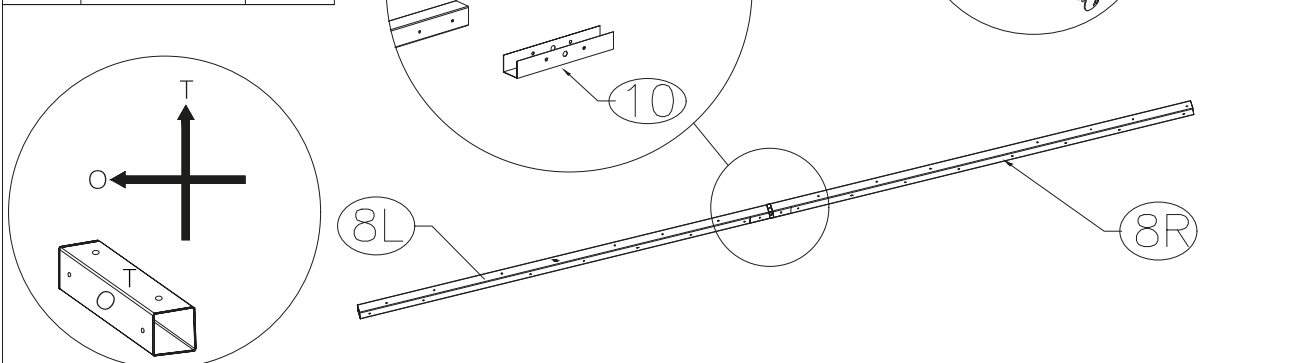
| | | |
|----|---|---|
| 6L |  | 1 |
| 6R |  | 1 |
| 12 |  | 1 |
| F3 |  | 4 |
| S4 |  | 4 |





06

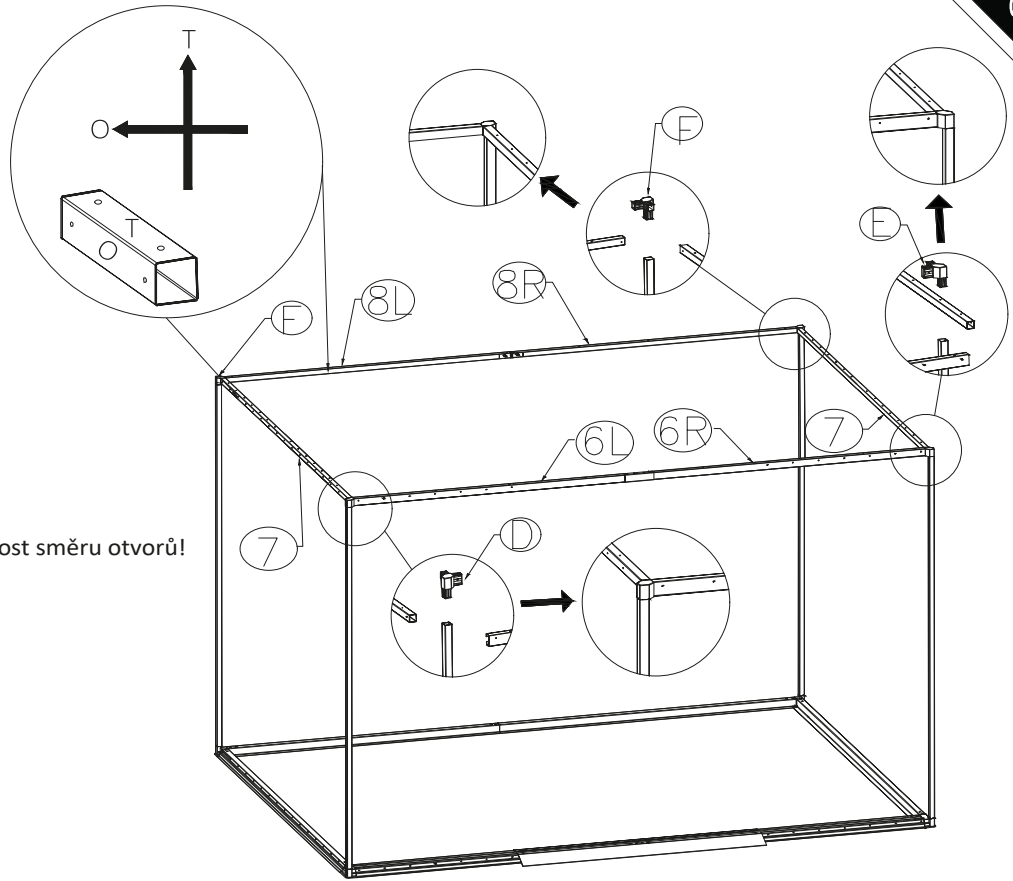


| | | |
|----|---|---|
| 8L |  | 1 |
| 8R |  | 1 |
| 10 |  | 1 |
| S4 |  | 4 |



07

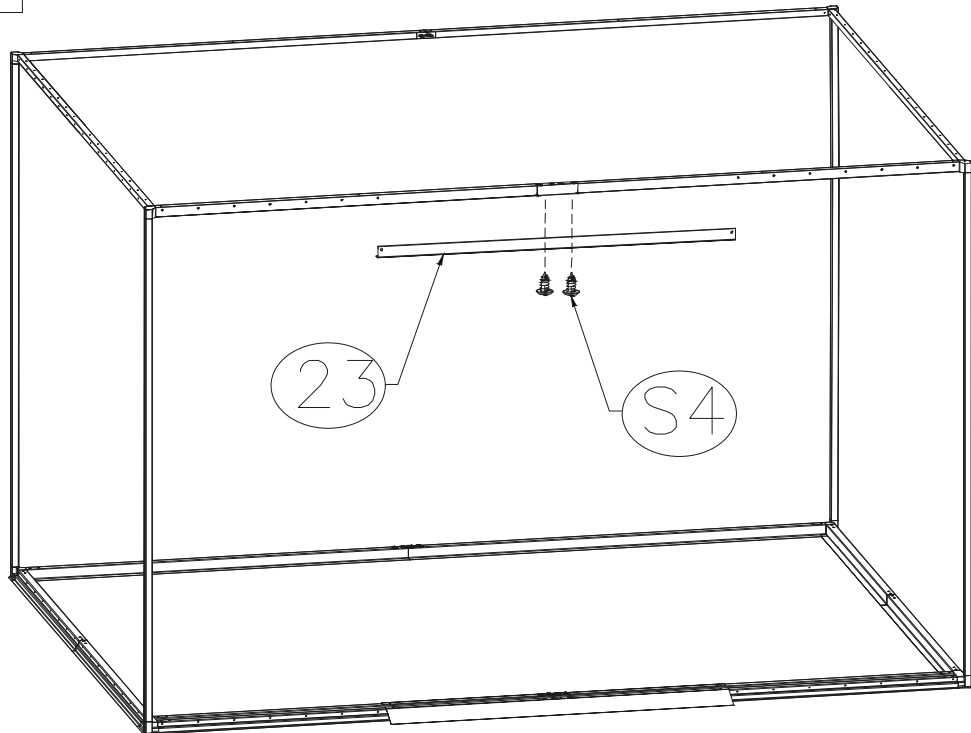


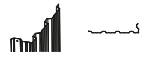





| | | |
|---|---|---|
| 7 |  | 2 |
| D |  | 1 |
| E |  | 1 |
| F |  | 2 |

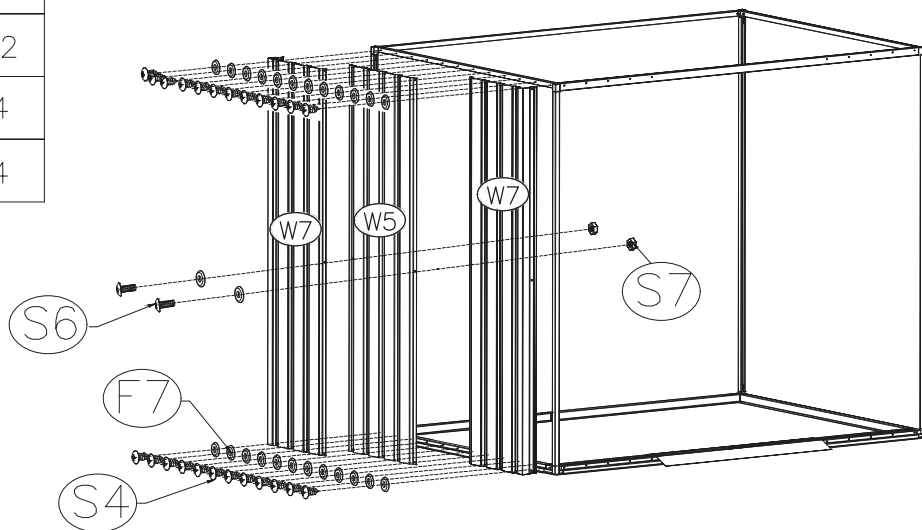


TIP: Při montáži věnujte pozornost směru otvorů!






| | | |
|----|---|---|
| 23 |  | 1 |
| S4 |  | 2 |

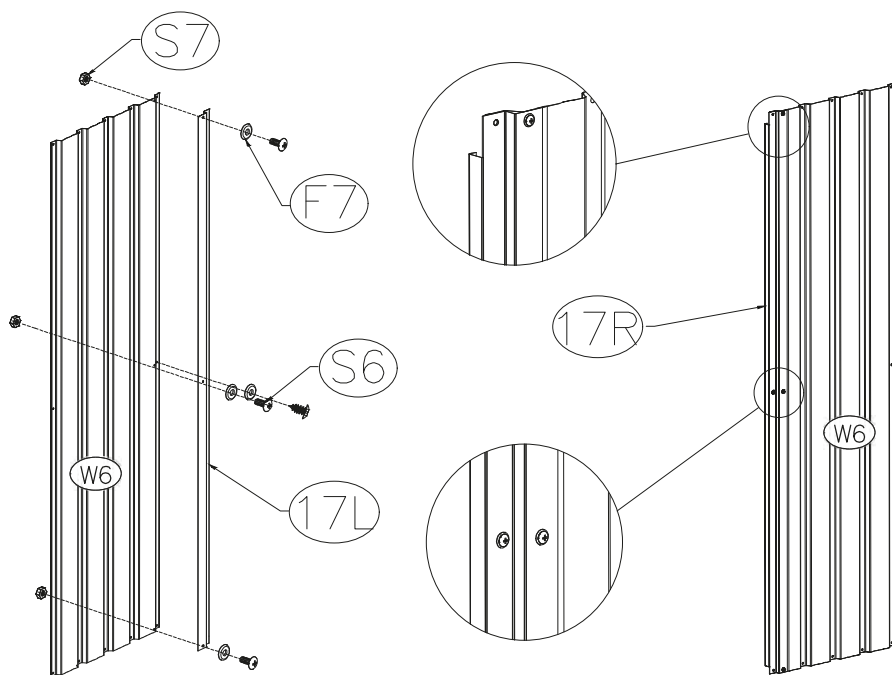


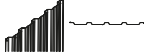




| | | |
|----|---|----|
| W7 |  | 4 |
| W5 |  | 2 |
| S4 |  | 48 |
| F7 |  | 52 |
| S6 |  | 4 |
| S7 |  | 4 |

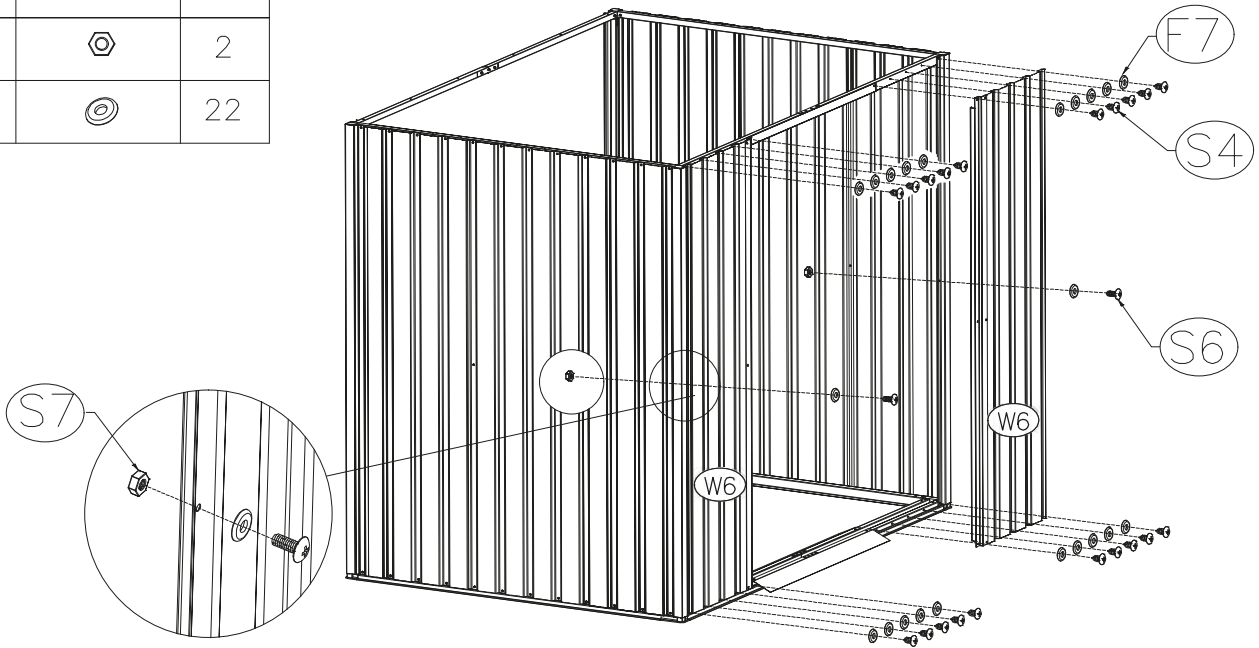







X2

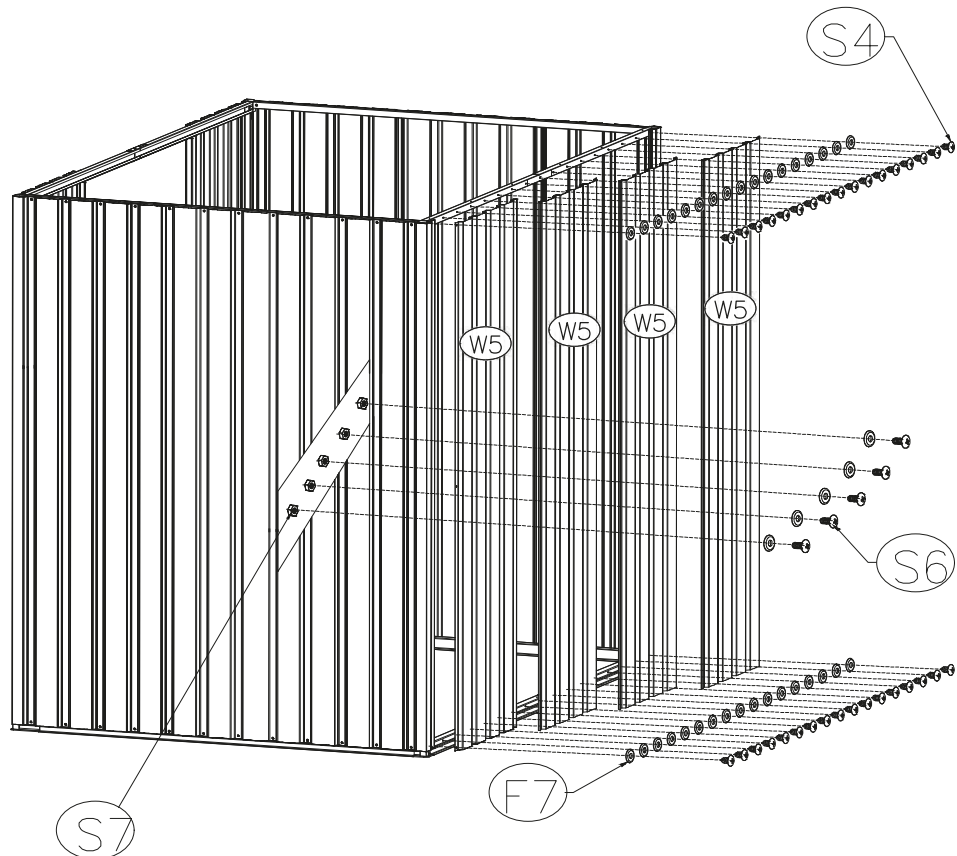
| | | |
|-----|---|---|
| 17L |  | 1 |
| 17R |  | 1 |
| S6 |  | 8 |
| S7 |  | 8 |
| F7 |  | 8 |










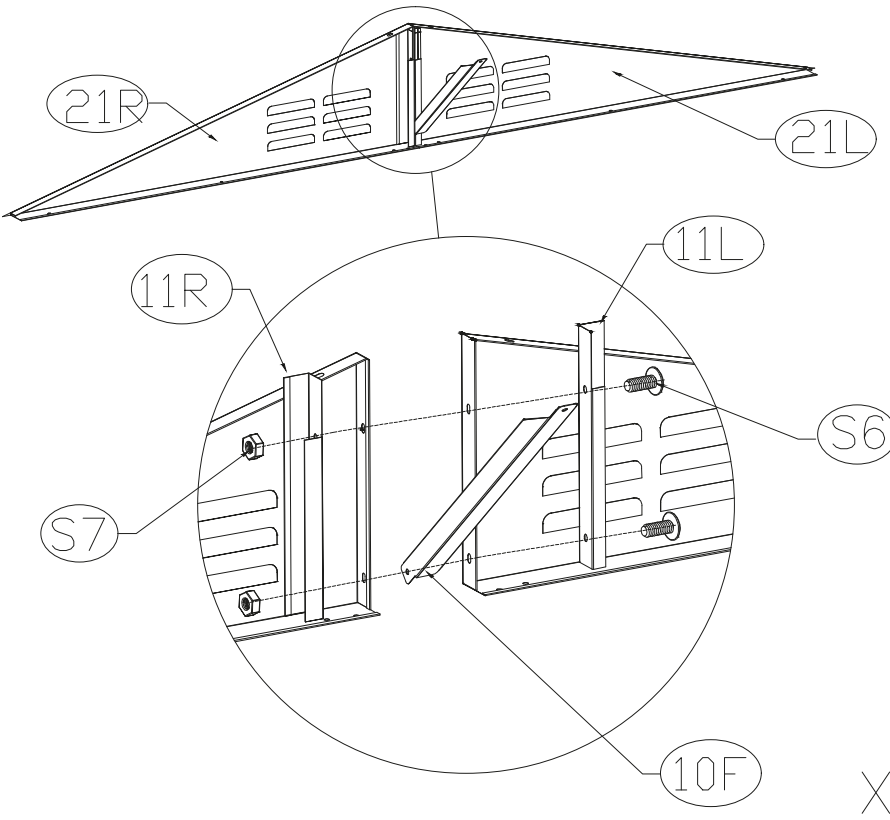
| | | |
|----|---|----|
| W6 |  | 2 |
| S4 |  | 20 |
| S6 |  | 2 |
| S7 |  | 2 |
| F7 |  | 22 |




| | | |
|----|---|----|
| W5 |  | 4 |
| S4 |  | 34 |
| S6 |  | 5 |
| S7 |  | 5 |
| F7 |  | 39 |

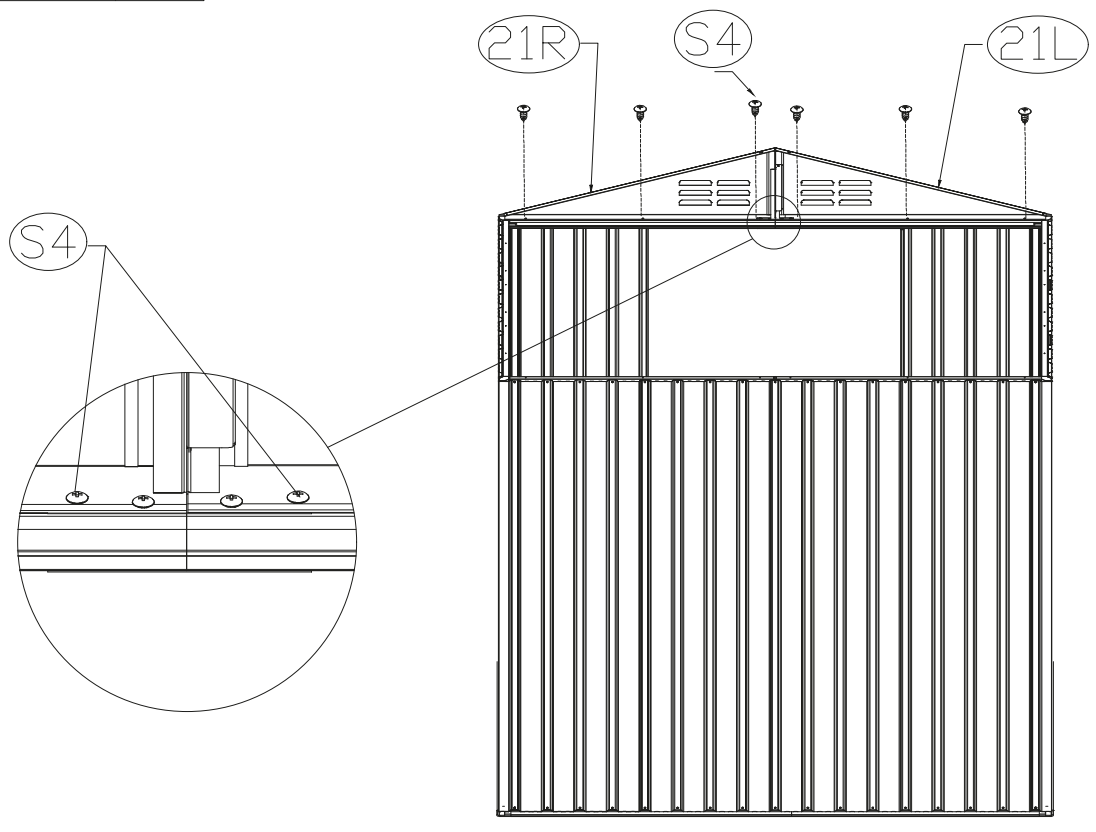


| | | |
|-----|---|---|
| 10F |  | 2 |
| 11L |  | 2 |
| 11R |  | 2 |
| 21L |  | 2 |
| 21R |  | 2 |
| S6 |  | 4 |
| S7 |  | 4 |





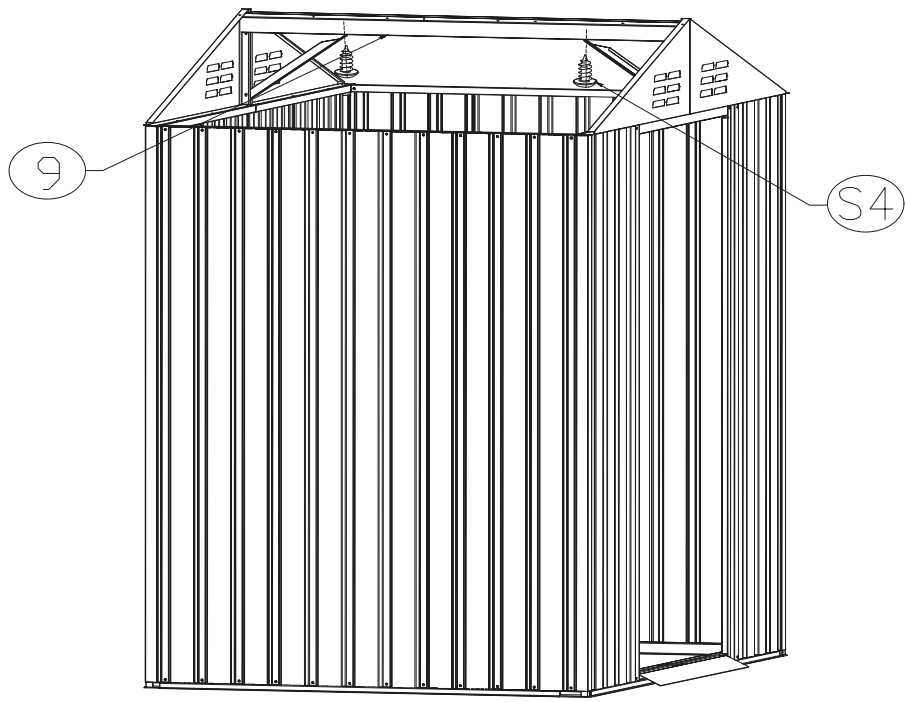
X2




| | | |
|----|---|----|
| S4 |  | 12 |
|----|---|----|

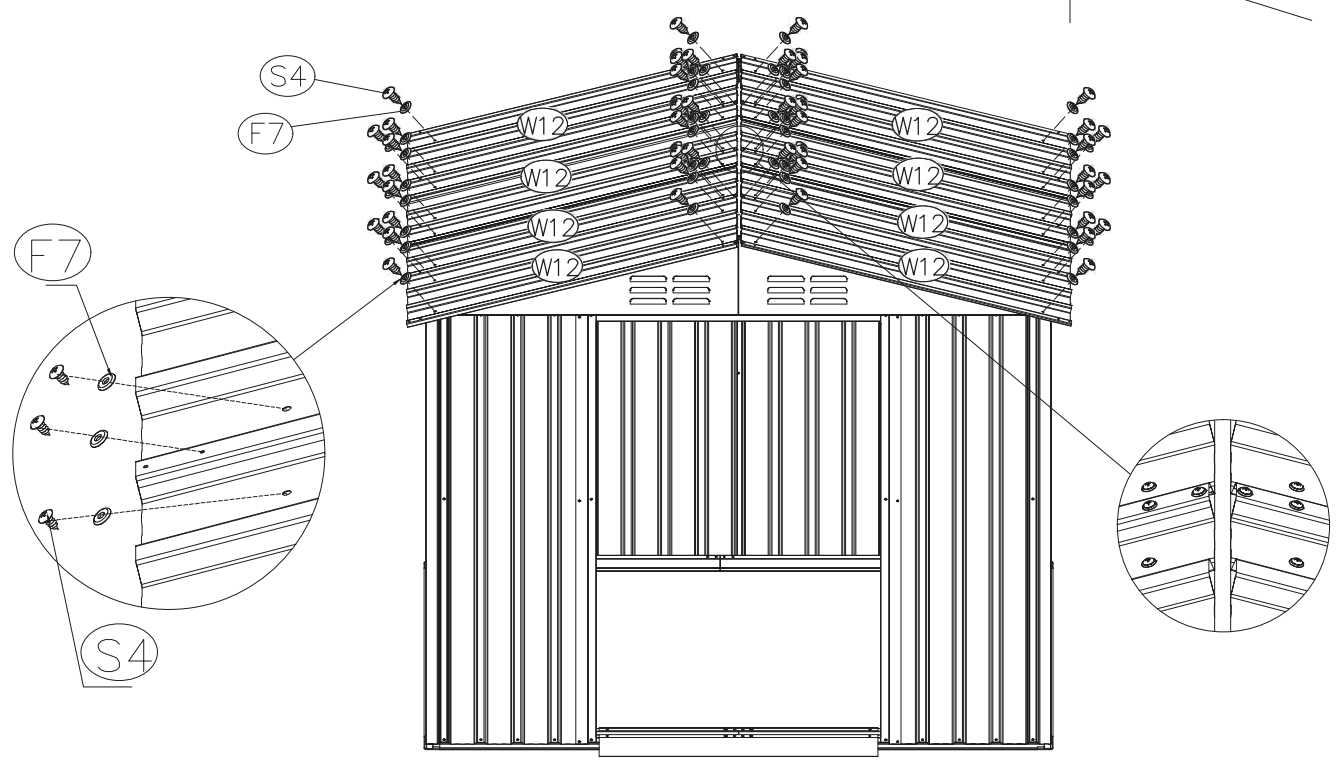
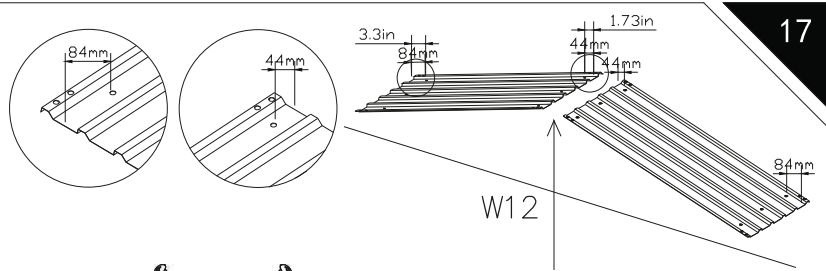





X2

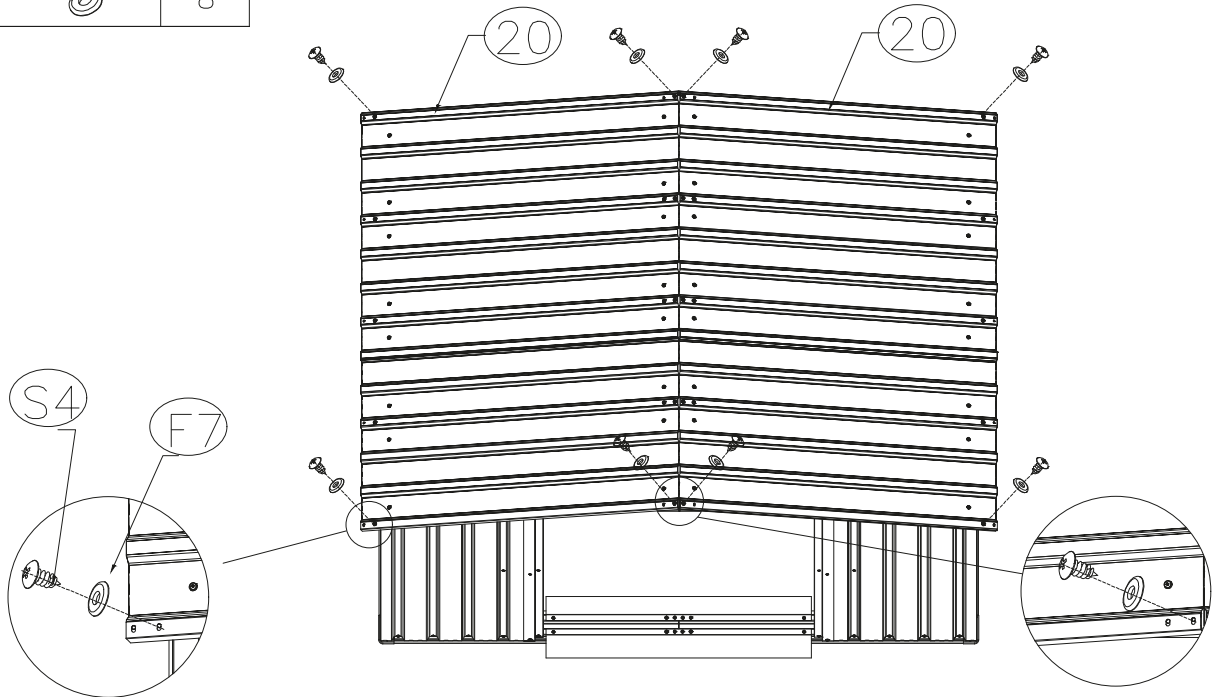
| | | |
|----|---|---|
| 9 |  | 1 |
| S4 |  | 2 |








| | | |
|-----|---|----|
| W12 |  | 8 |
| S4 |  | 50 |
| F7 |  | 50 |

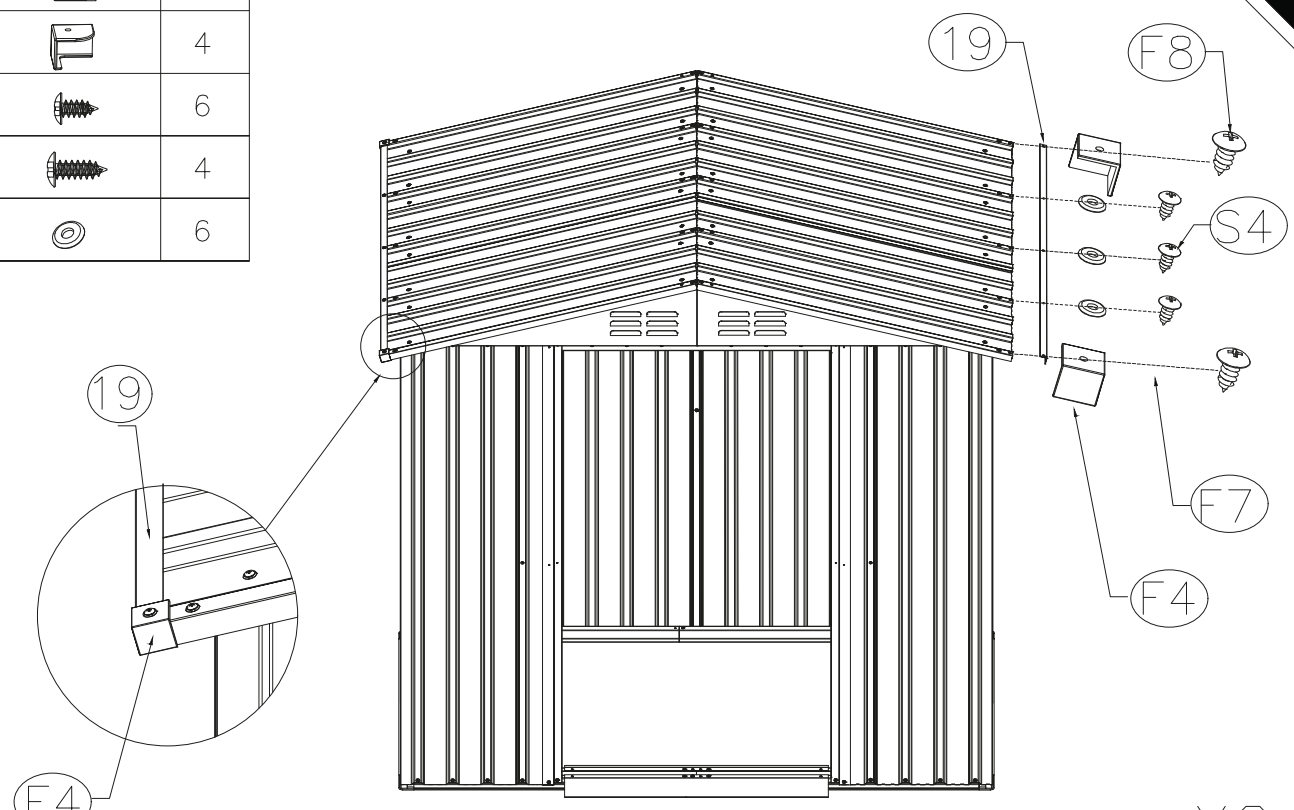


| | | |
|----|---|---|
| 20 |  | 4 |
| S4 |  | 8 |
| F7 |  | 8 |




X4

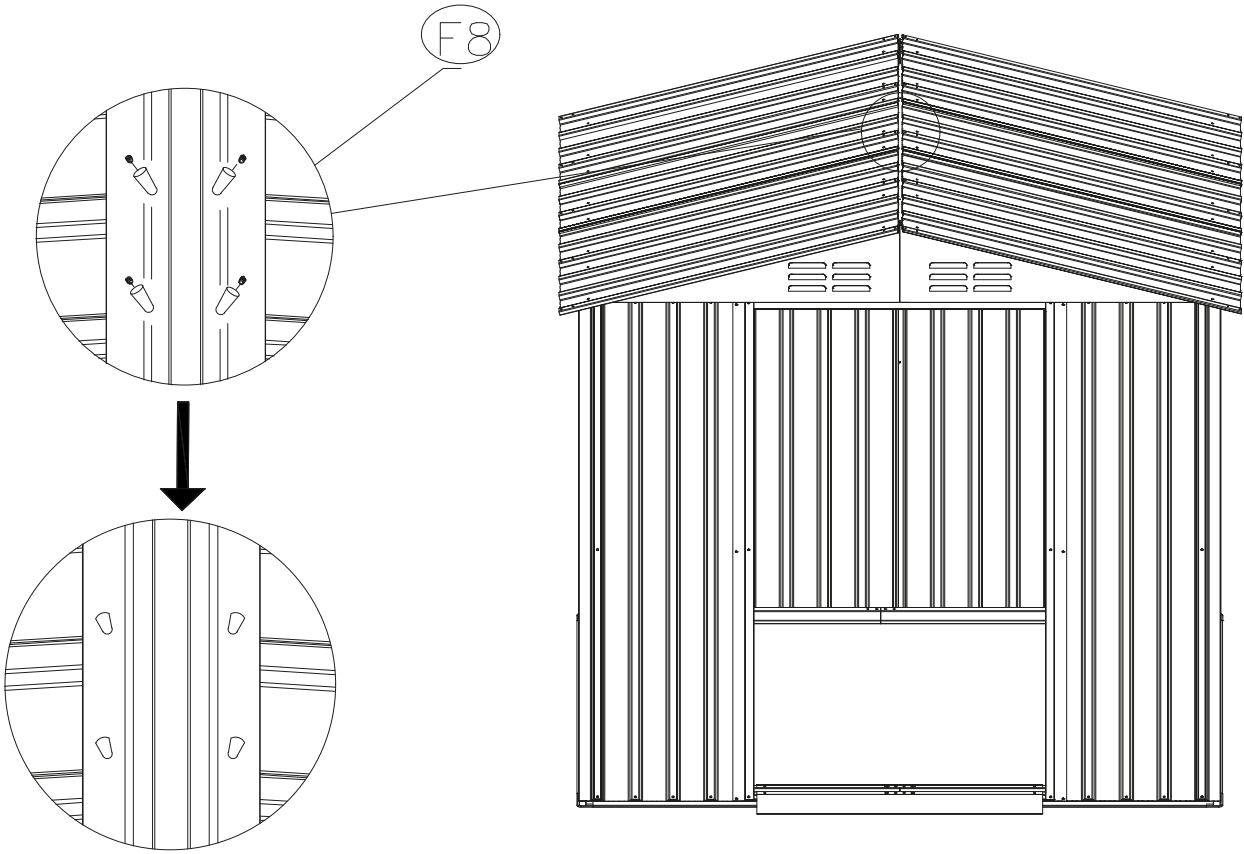
| | | |
|----|---|---|
| 19 |  | 2 |
| F4 |  | 4 |
| S4 |  | 6 |
| S8 |  | 4 |
| F7 |  | 6 |




X2

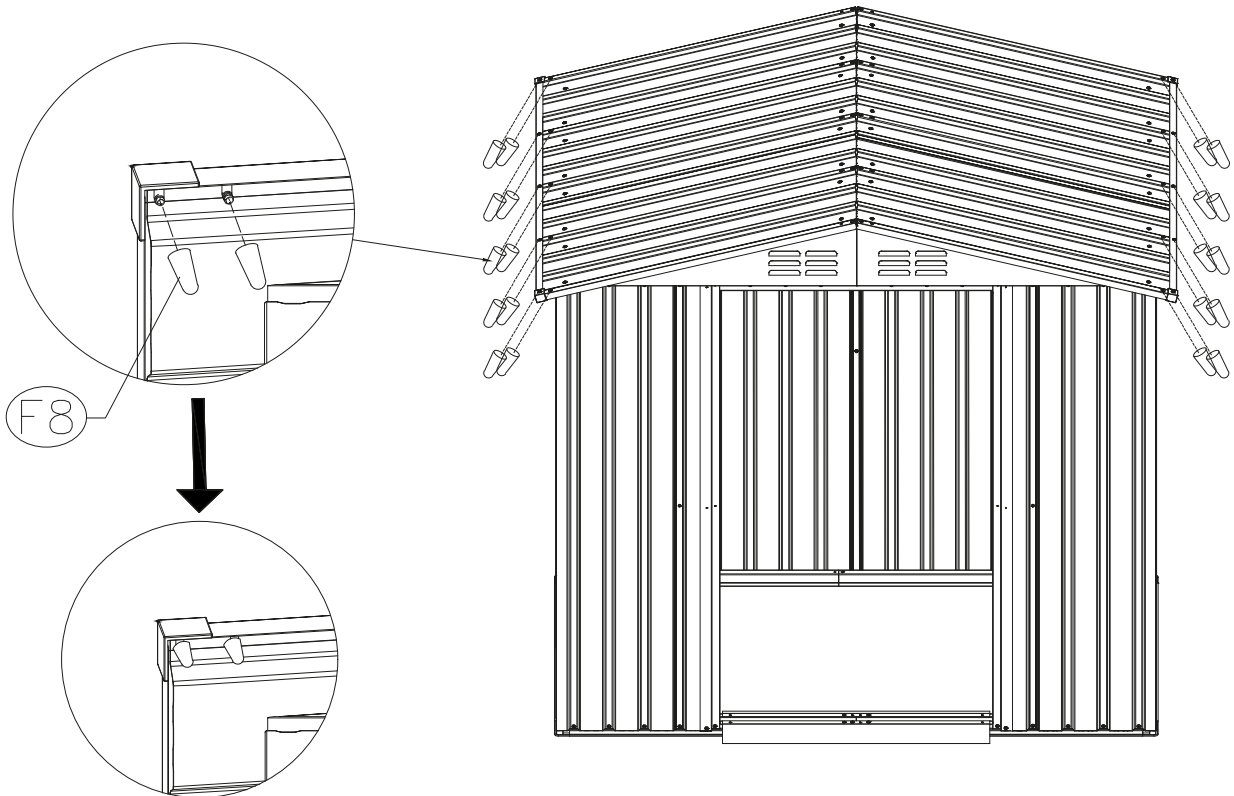
F8  22

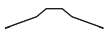



20

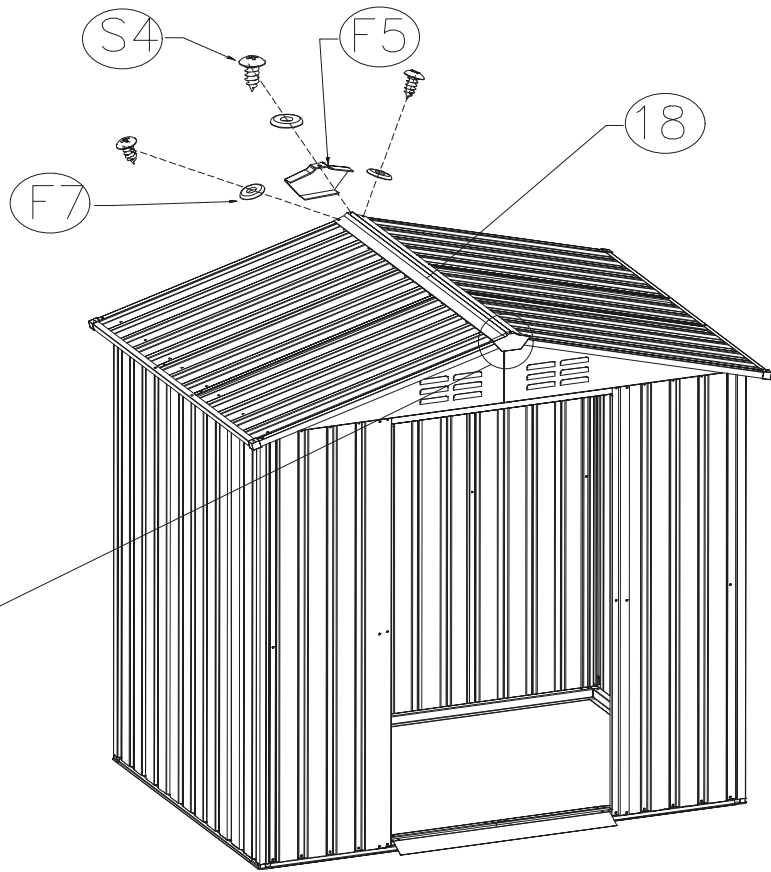


F8  20








21

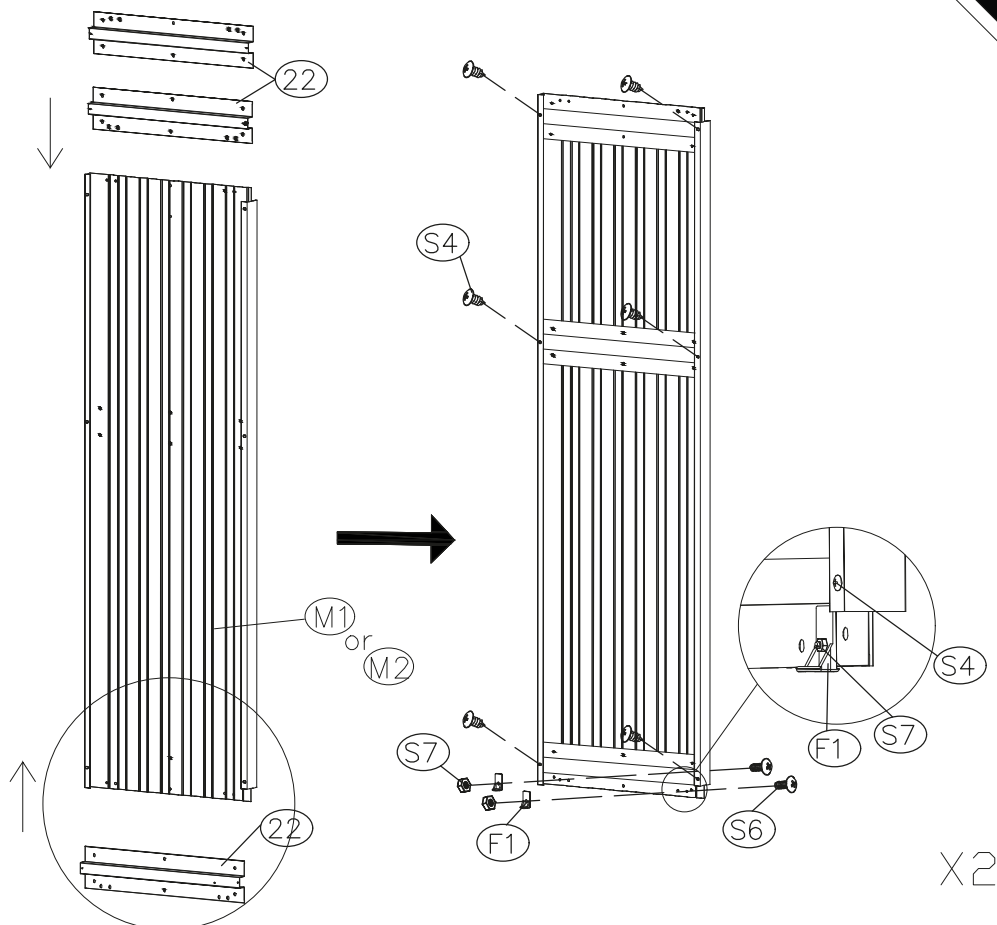


| | | |
|----|---|---|
| 18 |  | 1 |
| F5 |  | 2 |
| S4 |  | 6 |
| F7 |  | 6 |






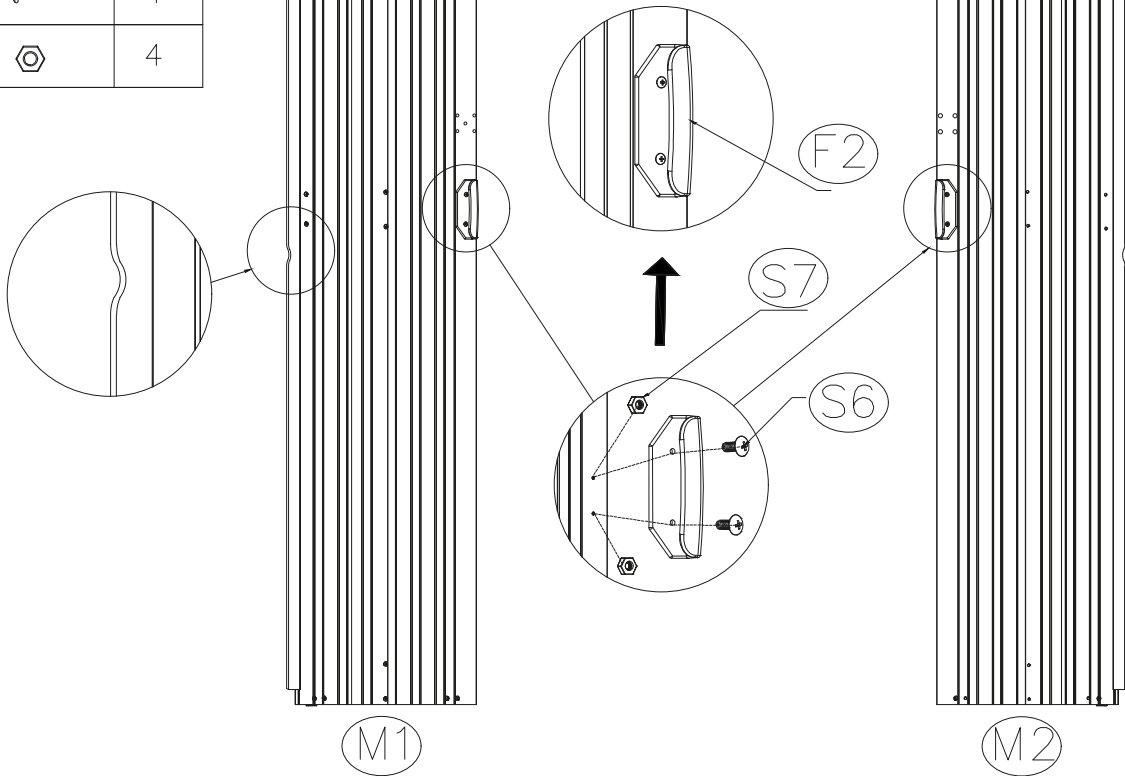
X2




| | | |
|----|---|----|
| M1 |  | 1 |
| M2 |  | 1 |
| 22 |  | 6 |
| F1 |  | 4 |
| S4 |  | 12 |
| S6 |  | 4 |
| S7 |  | 4 |

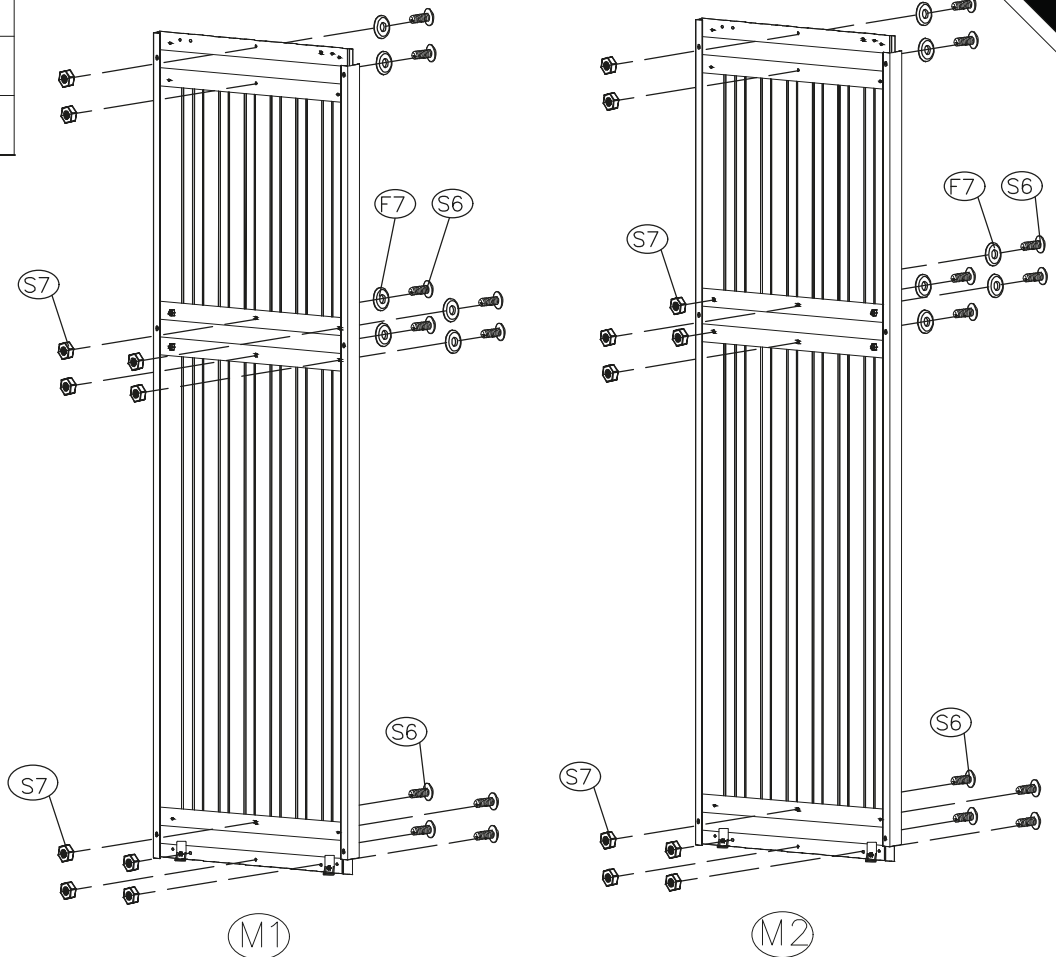


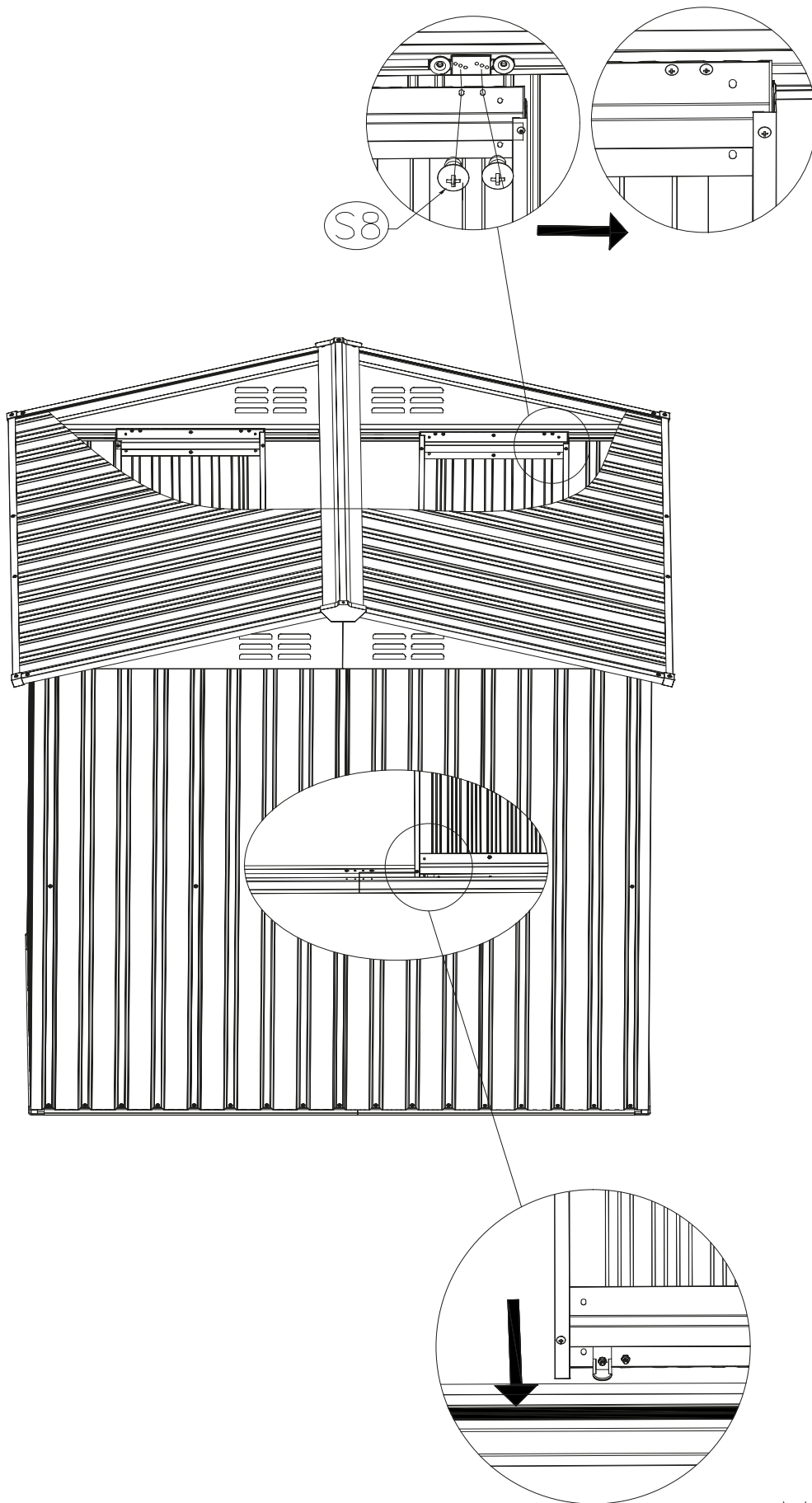
X2

| | | |
|----|---|---|
| F2 |  | 2 |
| S6 |  | 4 |
| S7 |  | 4 |

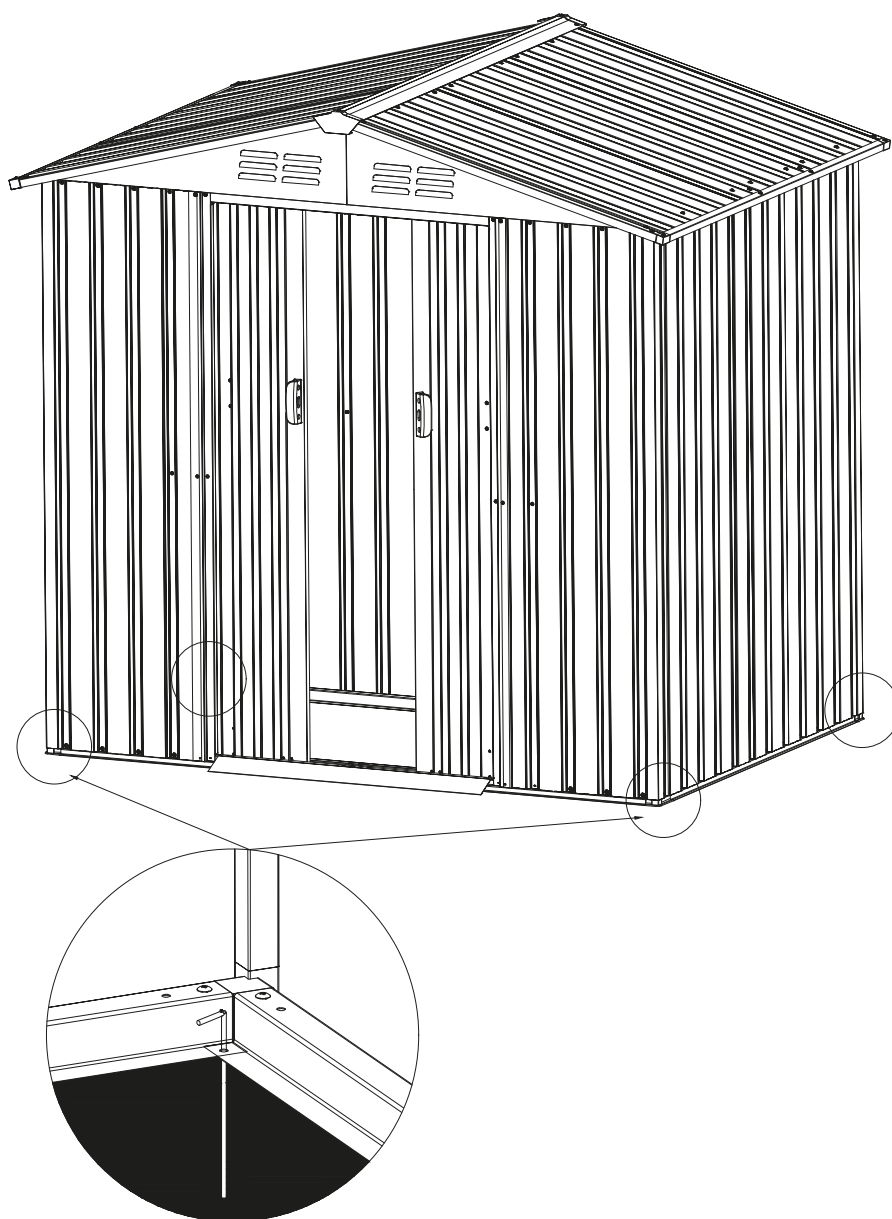


| | | |
|----|---|----|
| S6 |  | 20 |
| S7 |  | 20 |
| F7 |  | 12 |





X2



Pokud je domek instalován na trávě, může se díl [S9] použít ke zvýšení stability domku.